

CONTACT OUR ARC TEAM ON
0370 224 0570
arc@churchesfire.com



ARC CUSTOMER APP GUIDE



Trust Churches Fire & Security with the monitoring of your alarm systems. Contact us today **0370 224 0570** to discuss your requirements.

Churches **CFS**
FIRE & SECURITY

www.churchesfire.com



ALARM RECEIVING CENTRE CUSTOMER APP GUIDE

Welcome to the Churches ARC Portal

Logging in and icon explanations

Placing a fire alarm on test

Checking fire test signals

Placing systems back live / extending test period

Page 1-3

Page 4

Page 5-6

Page 6



Trust Churches Fire & Security with the monitoring of your alarm systems. Contact us today **0370 224 0570** to discuss your requirements.



www.churchesfire.com



CHURCHES ARC PORTAL (MOBILE)

Login

Follow this link to the Login Page:
[Churches ARC Portal - Mobile Login](#)

(The mobile link can be utilised on Tablets, iPads, and Smart Phone devices)

Enter your credentials into the boxes provided and press the Log In button. This will take you to the Search screen.

Churches Fire
COMPLETE FIRE & SECURITY

Engineer ID

Password

Log In

Engineer Portal

Customer Search

Search

Search Page

From here you can find your account for the first time.

The customer search box will search several different areas of customer information such as:

- Site account / contract number
- Postcode
- Customer number (CU Churches reference)
- Phone number
- Customer / site name

Here is an example of finding an account via the site/business name.

Select the account to gain access.

Engineer Portal

Arc

Search

ARC Commerical Training Account 2



Trust Churches Fire & Security with the monitoring of your alarm systems. Contact us today **0370 224 0570** to discuss your requirements.





churchesfire.com

Back Engineer Portal

ARC Commerical Training Account 2

351351
Fire House, Mayflower Close
Eastleigh
Hampshire

SO53 4AR

Commissioned 01 October 2023

☐ Put out of service for 60 minutes

Correct Customer

The system will ask for you to confirm you are looking at the '**correct customer**'.

You also have the additional option to select putting the system on test (out of service) for 60 minutes before entering the account.

Important information:

This function will allow you to place the whole system on test. This could include fire, intruder and personal attack related alarms, depending on what monitoring service we are providing to you.

We therefore recommend that you DO NOT use this function.

Ensure that the box on the 'Put out of service for 60 minutes' is unticked before selecting that this is the correct customer.



Trust Churches Fire & Security with the monitoring of your alarm systems. Contact us today **0370 224 0570** to discuss your requirements.





SITE HOME SCREEN OVERVIEW

The home screen can contain the following sections:

In Service:

This allows you to put your fire alarm 'Out of Service'

Postcode Link (blue postcode):

This allows access to Google Maps with the postcode location selected.

Statuses:

This will show if you have any outstanding alarms, this should be empty.

History:

This provides access to the signalling history for your system. It will show the number of alarm signals that have come in since you opened the customer record or since we have been monitoring this system.

Contacts:

This provides a list of contacts for this account, you can view but not edit. To edit your keyholders please contact the ARC.

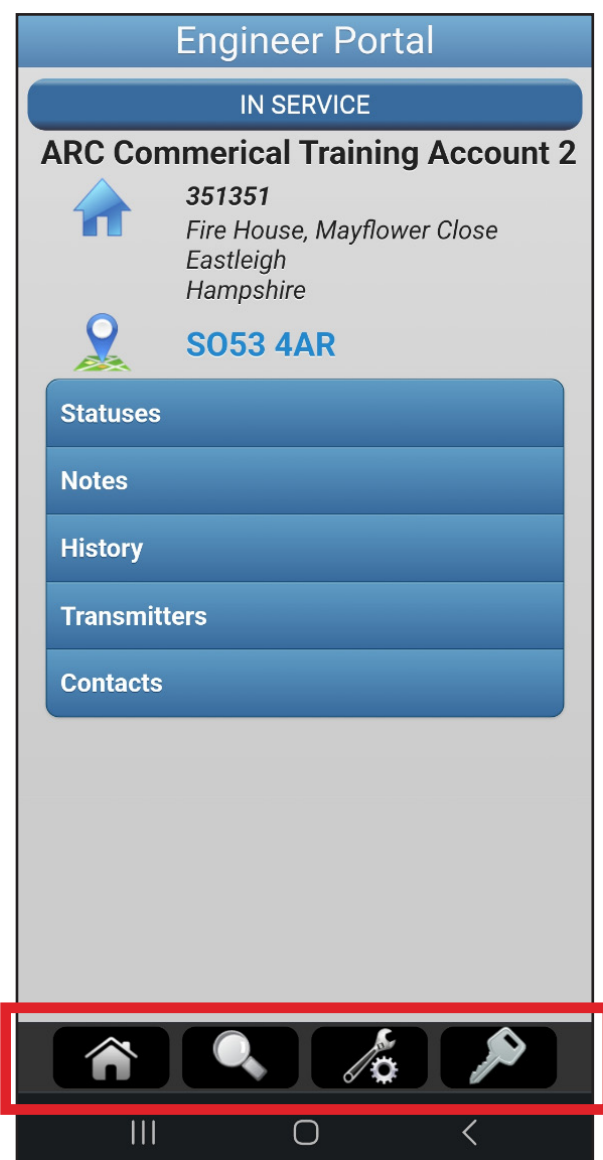
The Footer Menu

Home button: This will refresh the page.

Spyglass button: This will take you back to the search page.

Spanner & gear button: This is the settings page (if major changes are required, the ARC must carry out these adjustments).

Key button: This is to log out.



Trust Churches Fire & Security with the monitoring of your alarm systems. Contact us today **0370 224 0570** to discuss your requirements.

Churches **CFS**
FIRE & SECURITY



PLACING FIRE ALARMS ON TEST

1. Login.
2. On the sites home page select the 'IN SERVICE' button.
This will take you to this page.

Important information:

The 'Type' shown as 'Customer', this will allow you to place the whole system on test. This could include fire, intruder and personal attack related alarms, depending on what monitoring service we are providing to you.

We therefore recommend that you DO NOT use this function.

Back Engineer Portal

IN SERVICE

New Out Of Service Entry

Type

Customer

Duration

1 Hour

Put Out Of Service

Back Engineer Portal

IN SERVICE

New Out Of Service Entry

Type

Category

Duration

1 Hour

Category

6 : Fire Alarms

Reversed

Put Out Of Service

3. Change 'Type' to category.
Change duration to the desired test time (1 hour is default).
Change "Category" to fire alarms.
Press 'Put Out of Service' to start the test.

4. The system is now on test.
The screen will change to the below confirming you are now on test.

Engineer Portal

PARTIALLY OUT OF SERVICE

ARC Commerical Training Account 2

351351
Fire House, Mayflower Close
Eastleigh
Hampshire

S053 4AR

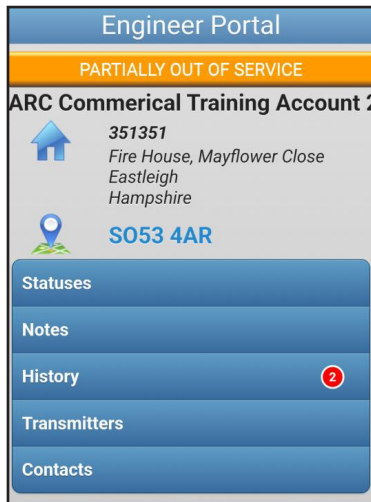


Trust Churches Fire & Security with the monitoring of your alarm systems. Contact us today **0370 224 0570** to discuss your requirements.

Churches **CFS**
FIRE & SECURITY



CHECKING SIGNALS AFTER TESTING THE FIRE ALARM



1. Login (if not already).

The homepage should look like the page on the right.

2. Click on 'History' to check what signals your system has sent through.

Most recent signals are at the top, the older signals are at the bottom, with the most recent signals at the top.

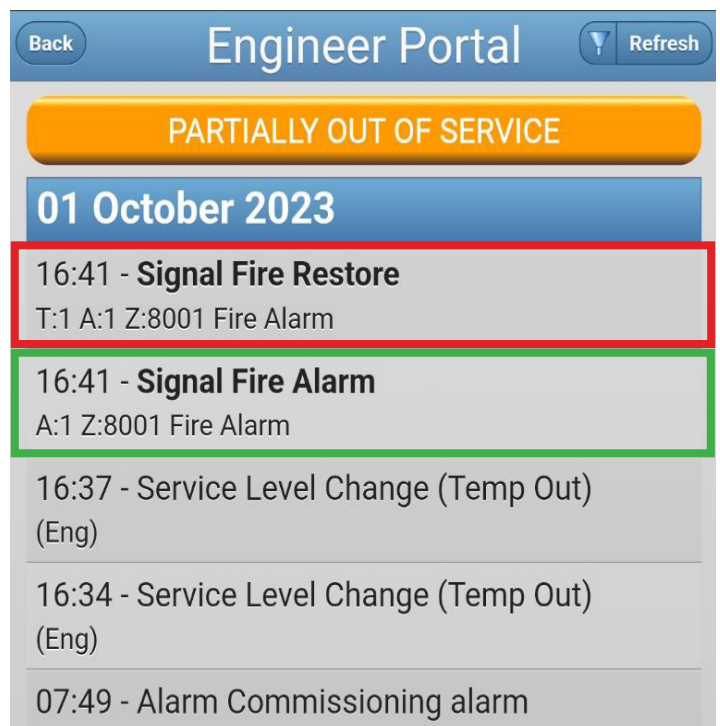
"Service Level Change (Temp Out)" confirms that the system has been put on test.

Reading Signals:

Fire Alarm Signal and then **Fire Alarm Restore** after.


This is a successful fire test. The signal being first is the testing of the fire alarm and the restore is resetting the system.

If the restore is showing before the test, please contact the ARC immediately.



Trust Churches Fire & Security with the monitoring of your alarm systems. Contact us today **0370 224 0570** to discuss your requirements.







Engineer Portal

PARTIALLY OUT OF SERVICE

ARC Commerical Training Account 2

 **351351**
Fire House, Mayflower Close
Eastleigh
Hampshire

 **SO53 4AR**

3. Putting the system back live after test or extend test time

Select 'Partially Out of Service'

4. Select on Cat (6)

Back Engineer Portal New

Out Of Service Entries

Cat [6]

Back Engineer Portal

Cat [6]

From 01/10/2023 16:34:58

To 01/10/2023 17:34:58

Category 6 : Fire Alarms

Reversed False

Back To Full Service

Extend Time

5. If you are finished, select 'Back to Full Service' or you can extend the test by selecting 'Extend Time'.



Trust Churches Fire & Security with the monitoring of your alarm systems. Contact us today **0370 224 0570** to discuss your requirements.

Churches **CFS**
FIRE & SECURITY